

Philips
LCD monitor with
SoftBlue Technology

S Line
22 (21.5"/54.6 cm diag.)
Full HD (1920 x 1080)

223S7EHMB



Reliable and essential features

that drive business efficiency

Our S Line monitor delivers business efficiency. A wide-view IPS display with SoftBlue technology is great for easy-on-the-eyes productivity. The height-adjustable, frameless display allows for tiling multiple monitors for an expanded view.

Brilliant performance

- IPS technology for full colours and wide viewing angles
- Edge-to-edge narrow border display for seamless appearance
- 16:9 Full HD display for crisp, detailed images
- SmartImage pre-sets for easy optimised image settings

Designed for comfortable productivity

- SoftBlue Technology is easy on the eyes and maintains colour
- EasyRead mode for a paper-like reading experience
- LowBlue Mode for easy-on-the-eyes productivity
- Less eye fatigue with Flicker-Free technology
- SmartErgoBase enables user-friendly ergonomic adjustments
- Low bezel-to-table height for maximum reading comfort


Features for the way you work

- HDMI ensures universal digital connectivity
- Built-in stereo speakers for multimedia

PHILIPS

Highlights

IPS technology



IPS displays use advanced technology that gives you extra-wide viewing angles of 178/178 degrees, making it possible to view the display from almost any angle — even in 90-degree Pivot mode! Unlike standard TN panels, IPS displays gives you remarkably crisp images with vivid colours, making it ideal not only for Photos, films and web browsing, but also for professional applications that demand colour accuracy and consistent brightness at all times.

Ultra-narrow Border



The new Philips displays feature ultra-narrow borders which allow for minimal distractions and maximum viewing size. Especially suited for multi-display or tiling setups like gaming, graphic design and professional applications, the ultra-narrow border display gives you the feeling of using one large display.

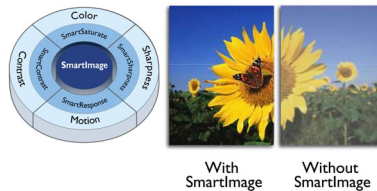
16:9 Full HD display



Picture quality matters. Regular displays deliver quality, but you expect more. This display


features enhanced Full HD 1920 x 1080 resolution. With Full HD for crisp detail paired with high brightness, incredible contrast and realistic colours, expect a true-to-life picture.

SmartImage



SmartImage is an exclusive leading edge Philips technology that analyses the content displayed on your screen and optimises your display performance. This user-friendly interface allows you to select various modes, like Office, Photo, Movie, Game, Economy etc., to fit the application in use. Based on the selection, SmartImage dynamically optimises the contrast, colour saturation and sharpness of images and videos for ultimate display performance. The Economy mode option offers you major power savings. All in real time at the touch of a single button!

SoftBlue Technology



SoftBlue LED technology uses smart technology to reduce harmful shortwave blue light without affecting the colour or image of the display. SoftBlue LED technology is certified by international testing organisation TUV Rheinland to reduce harmful blue light.

EasyRead mode



EasyRead mode for a paper-like reading experience

LowBlue Mode



Studies have shown that just as ultra-violet rays can cause eye damage, shortwave-length blue light rays from LED displays can cause eye damage and affect vision over time. Developed for wellbeing, the Philips LowBlue Mode setting uses a smart software technology to reduce harmful shortwave blue light.

Flicker-Free technology



Due to the way brightness is controlled on LED-backlit screens, some users experience flicker on their screen which causes eye fatigue. Philips Flicker-Free technology applies a new solution to regulate brightness and reduce flicker for more comfortable viewing.



Wide Viewing Angle



Ultra Narrow Bezel



SmartImage™



SoftBlue Technology



EasyRead



LowBlue Mode



Flicker-free



SmartErgoBase



Built-in speakers

Specifications

Picture/Display

- LCD panel type: IPS technology
- Backlight type: W-LED system
- Panel Size: 21.5 inch/54.6 cm
- Effective viewing area: 476.1 (H) x 267.8 (V)
- Aspect ratio: 16:9
- Optimum resolution: 1920 x 1080 @ 60 Hz
- Response time (typical): 5 ms (Grey to Grey)*
- Pixel Density: 102 PPI
- Brightness: 250 cd/m²
- Contrast ratio (typical): 1000:1
- SmartContrast: 20,000,000:1
- Pixel pitch: 0.248 x 0.248 mm
- Viewing angle: 178° (H)/178° (V), @ C/R > 10
- Picture enhancement: SmartImage
- Display colours: 16.7 M
- Scanning Frequency: 30 - 83 kHz (H) / 56 - 76 Hz (V)
- SoftBlue
- Flicker-free
- sRGB
- LowBlue Mode
- EasyRead

Connectivity

- Signal Input: VGA (Analogue), HDMI 1.4
- Sync Input: Separate Sync, Sync on Green
- Audio (In/Out): PC audio-in, Headphone out

Convenience

- Built-in Speakers: 2 W x 2
- User convenience: SmartImage, Input, Volume, Menu, Power On/Off
- Control software: SmartControl
- OSD Languages: Brazil Portuguese, Czech, Dutch, English, Finnish, French, German, Greek, Hungarian, Italian, Japanese, Korean, Polish, Portuguese, Russian, Simplified Chinese, Spanish, Swedish, Traditional Chinese, Turkish, Ukrainian
- Other convenience: Kensington lock, VESA mount (100 x 100 mm)
- Plug and Play Compatibility: DDC/CI, Mac OS X, sRGB, Windows 10 / 8.1 / 8 / 7

Stand

- Height adjustment: 130 mm
- Pivot: 90 degree
- Swivel: -175/+175 degree
- Tilt: -5/20 degree

Power

- ECO mode: 9.5 W (typ.)

- On mode: 12.3 W (typ.) (EnergyStar 7.0 test method)
- Standby mode: < 0.5 W (typ.)
- Off mode: < 0.3 W (typ.)
- Power LED indicator: Operation - White, Standby mode - White (flashing)
- Power supply: 100-240 VAC, 50-60 Hz, Built-in

Dimensions

- Product with stand (mm): 490 x 455 x 202 mm
- Product without stand (mm): 490 x 296 x 45 mm
- Packaging in mm (W x H x D): 552 x 420 x 194 mm

Weight

- Product with stand (kg): 4.51 kg
- Product without stand (kg): 2.63 kg
- Product with packaging (kg): 6.56 kg

Operating conditions

- Temperature range (operation): 0°C to 40°C °C
- Temperature range (storage): -20°C to 60°C °C
- Relative humidity: 20-80% %
- Altitude: Operation: +12,000 ft (3658 m), Non-operation: +40,000 ft (12,192 m)
- MTBF (demonstrated): 70,000 hrs (excluded backlight)

Sustainability

- Environmental and energy: EnergyStar 7.0, EPEAT Gold*, RoHS
- Recyclable packaging material: 100 %
- Specific Substances: PVC/BFR free housing, Mercury free, Lead free

Compliance and standards

- Regulatory Approvals: CE Mark, FCC Class B, SEMKO, cETLus, CU-EAC, TCO certified, EPA, WEEE, UKRAINIAN, ICES-003, TUV/ISO9241-307, PSB, CECP, TUV Cert. — blue light cut-off

Cabinet

- Front bezel: Black
- Rear cover: Black
- Foot: Black
- Finish: Texture

What's in the box?

- Monitor with stand
- Cables: D-Sub cable, HDMI cable, Audio cable, Power cable
- User Documentation



Issue date 2017-06-02

Version: 4.1.1

12 NC: 8670 001 43021
EAN: 87 12581 74436 6

© 2017 Koninklijke Philips N.V.
All Rights reserved.

Specifications are subject to change without notice.
Trademarks are the property of Koninklijke Philips N.V.
or their respective owners.

www.philips.com

* "IPS" word mark / trademark and related patents on technologies belong to their respective owners.
* Response time value equal to SmartResponse
* EPEAT Gold is valid only where Philips registers the product. Please visit www.epeat.net for registration status in your country.