

Heavy Duty 2-Post Rack - 16U

2POSTRACK16

FR: Guide de l'utilisateur - fr.startech.com
 DE: Bedienungsanleitung - de.startech.com
 ES: Guía del usuario - es.startech.com
 NL: Gebruiksaanwijzing - nl.startech.com
 PT: Guia do usuário - pt.startech.com
 IT: Guida per l'uso - it.startech.com

Warning statements

Make sure to assemble this product according to the instructions. Failure to do so might result in personal injury or property damage.
 Make sure that the weight of the equipment doesn't exceed the weight capacity of this product. If you exceed the weight capacity, you might experience personal injury or damage to the equipment. This product can support the following weight: up to 113 kg (350 lb.).
 This product poses a tipping risk. Make sure to follow the installation instructions. Failure to do so might result in personal injury or property damage.
 Never operate this product if parts are missing or damaged.

Dichiarazioni di avvertenza

Assemblare il prodotto rispettando le istruzioni. Il mancato rispetto delle istruzioni potrebbe causare danni a persone o proprietà.
 Verificare che il peso dell'attrezzatura non superi la capacità di supporto del prodotto. In caso di superamento della capacità di supporto potrebbero verificarsi danni a persone o apparecchiature. Il prodotto è in grado di supportare i seguenti pesi: 113 kg.
 Questo prodotto rappresenta un rischio di ribaltamento. Assicurarsi di seguire le istruzioni di installazione. Il mancato rispetto delle istruzioni potrebbe causare danni a persone o proprietà.
 Non utilizzare il prodotto in presenza di parti mancanti o danneggiate.

Avertissements

Assemblez ce produit conformément aux instructions. Si vous ne respectez pas ces instructions, vous risquez de vous blesser ou d'endommager l'équipement.
 Vérifiez que le poids de l'équipement ne dépasse pas la capacité pondérale du produit. Si vous dépassez la capacité pondérale, vous risquez des blessures corporelles ou des dommages matériels. Ce produit peut supporter de 113 kg.
 Ce produit présente un risque de basculement. Veuillez à bien suivre les instructions d'installation. Si vous ne respectez pas ces instructions, vous risquez de vous blesser ou d'endommager l'équipement.
 N'utilisez pas ce produit si des pièces sont endommagées ou manquantes.

Warnhinweise

Montieren Sie dieses Produkt gemäß den Anweisungen. Anderenfalls kann dies zu Verletzungen von Personen oder Schäden an Eigentum führen.
 Das Gewicht der Ausrüstung darf die zulässige Traglast des Produkts nicht übersteigen. Wenn die Traglast überschritten wird, kann dies zu Verletzungen von Personen oder Schäden an Geräten führen. Dieses Produkt ist für folgendes Gewicht geeignet: 113 kg.
 Dieses Produkt kann umkippen. Befolgen Sie daher die Installationsanweisungen genau. Anderenfalls kann es zu Verletzungen oder zur Beschädigung des Produkts kommen.
 Das Produkt darf nicht bedient werden, wenn Teile fehlen oder beschädigt sind.

Varningsmeddelanden

Se till att du monterar produkten i enlighet med instruktionerna. Om du inte gör det kan skada på person eller egendom uppstå.
 Se till att utrustningens vikt inte överstiger produktens viktkapacitet. Om viktkapaciteten överstigs kan skada på person eller utrustning uppstå. Denna produkt har stöd för följande vikter: 113 kg.
 Denna produkt har en tipplingsrisk. Var noga med att följa installationsinstruktionerna. Om du inte gör det kan skada på person eller egendom uppstå.
 Använd aldrig produkten om delar saknas eller är skadade.

Mensagens de aviso

Certifique-se de que monta este produto de acordo com as instruções. O incumprimento pode resultar em ferimentos pessoais ou danos de propriedade.
 Certifique-se de que o peso do equipamento não excede a capacidade de peso deste produto. Se exceder a capacidade de peso, pode sofrer ferimentos pessoais ou danos no equipamento. Este produto pode suportar o seguinte peso: 113 kg.
 Este produto representa um risco pois pode tombar. Certifique-se de que segue as instruções de instalação. O incumprimento pode resultar em ferimentos pessoais ou danos de propriedade.
 Nunca opere este produto se faltarem peças ou estas estiverem danificadas.

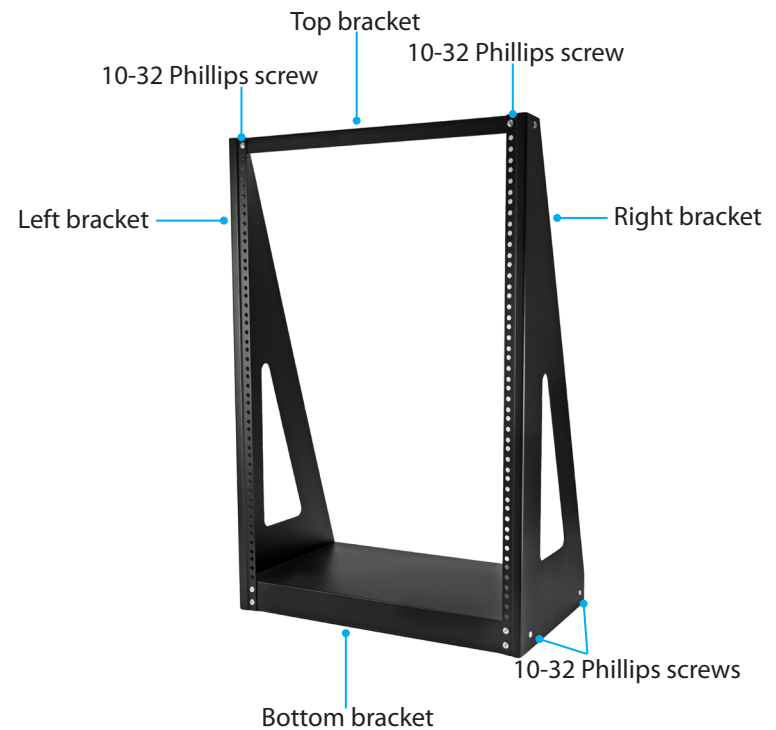
Waarschuwingen

Zorg dat dit product volgens de instructies in elkaar wordt gezet. Indien dit niet goed gebeurt kan lichamelijk letsel of materiële schade ontstaan.
 Zorg dat het gewicht van de apparatuur de maximale capaciteit van dit product niet overschrijdt. Als u de gewichtscapaciteit overschrijdt, kan persoonlijk letsel of schade aan de apparatuur ontstaan. Dit product ondersteunt het volgende gewicht: 113 kg.
 Dit product kan omvallen. Volg altijd de installatie-instructies op, om te voorkomen dat lichamelijk letsel of materiële schade ontstaat.
 Gebruik dit product nooit als er onderdelen ontbreken of beschadigd zijn.

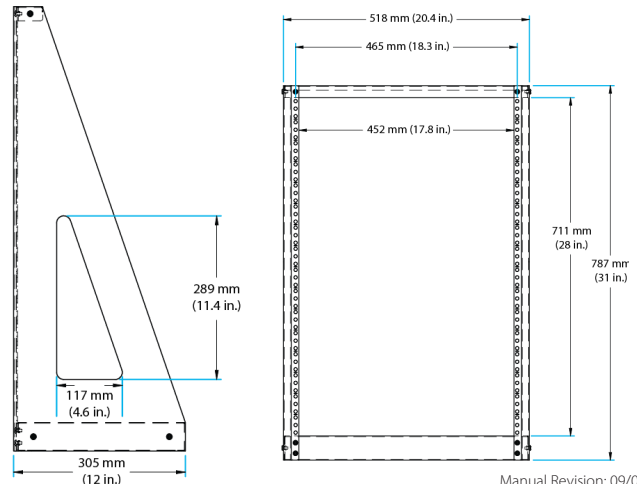
Advertencias de uso

Asegúrese de ensamblar este producto según las instrucciones. De lo contrario, pueden producirse lesiones personales o daños en la propiedad.
 Asegúrese de que el peso del equipo no exceda la capacidad de carga de este producto. Si se excede dicha capacidad se podrían producirse lesiones personales o daños al equipo. Este producto tiene la siguiente capacidad de carga: 113 kilogramos.
 Este producto puede tener riesgos de vuelco. Asegúrese de seguir las instrucciones de instalación. De lo contrario, pueden producirse lesiones personales o daños en la propiedad.
 Nunca opere o ponga en funcionamiento este producto si faltan piezas o hay daños en las mismas.

Product diagram



*actual product may vary from photos



Package contents

- 1 x right bracket
- 1 x left bracket
- 1 x top bracket
- 1 x bottom bracket
- 4 x rubber feet
- 12 x 10-32 Phillips screws
- 48 x 10-32 mounting screws
- 48 x clip nuts
- 1 x instruction manual

StarTech.com

Hard-to-find made easy®

Introduction

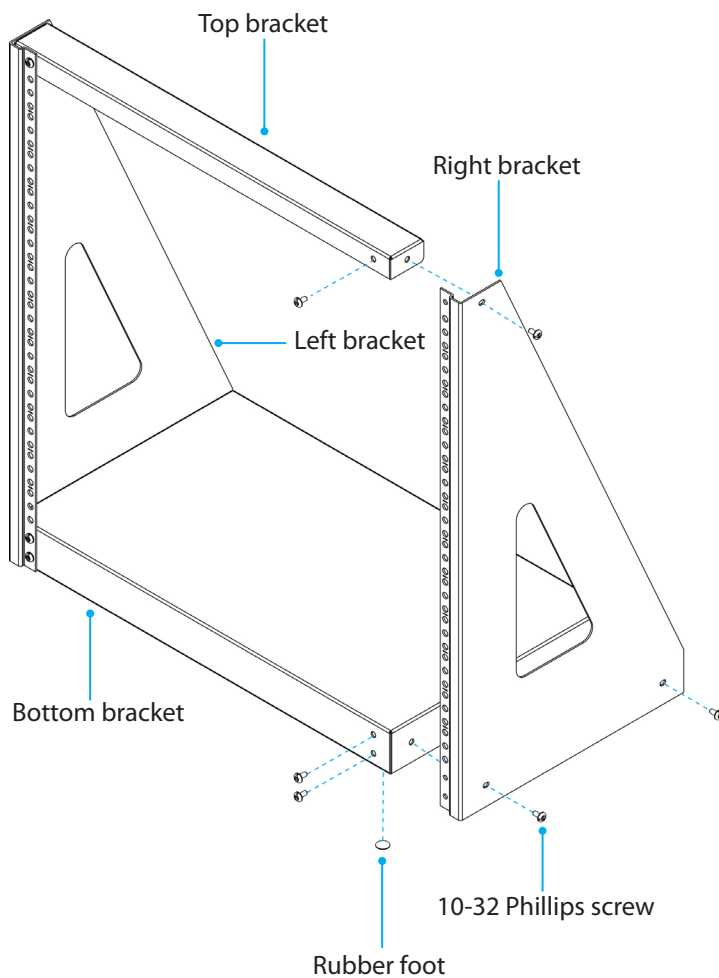
The 2POSTRACK16 offers a cost-effective and easy way to mount your equipment. The heavy-duty construction of the 2POSTRACK16 means it offers a higher weight capacity than other two-post racks, and it features tool-less clip nuts, which makes installation quick and straightforward.

Assembly

Warning! Make sure that the combined weight of the equipment doesn't exceed the weight capacity of this product. If you exceed the weight capacity, you might experience personal injury or damage to the equipment. This product can support the following weight: up to 113 kg (350 lb.).

1. Push the four **rubber feet** into the holes on the underside of the **Bottom bracket**.
2. Place the **Right bracket** against the **Bottom bracket**, and insert four of the **10-32 Phillips screws** into the brackets, and tighten the screws.
3. Repeat step 2 with the **Left bracket**.
4. Place the **Top bracket** on the inside of the **Right and Left brackets**, and insert two of the **10-32 Phillips screws** into the brackets at each end of the **Top bracket**, and tighten the screws.
5. Move the assembled rack to the location where you want it. Make sure that the surface you place the rack on is structurally capable of supporting the load capacity of the rack.
6. Arrange your equipment in the rack so that the heaviest item is on the bottom of the rack and the other items are arranged in descending order of weight, with the lightest item installed at the top of the rack.
7. Use the provided **clip nuts** and **10-32 mounting screws** to mount the equipment into the rack.

Caution! Don't move the rack after you mount equipment into it. Instead, remove the equipment, relocate the empty rack, and then load the equipment back into the rack.



Use of Trademarks, Registered Trademarks, and other Protected Names and Symbols

This manual may make reference to trademarks, registered trademarks, and other protected names and/or symbols of third-party companies not related in any way to StarTech.com. Where they occur these references are for illustrative purposes only and do not represent an endorsement of a product or service by StarTech.com, or an endorsement of the product(s) to which this manual applies by the third-party company in question. Regardless of any direct acknowledgement elsewhere in the body of this document, StarTech.com hereby acknowledges that all trademarks, registered trademarks, service marks, and other protected names and/or symbols contained in this manual and related documents are the property of their respective holders.

Technical Support

StarTech.com's lifetime technical support is an integral part of our commitment to provide industry-leading solutions. If you ever need help with your product, visit www.startech.com/support and access our comprehensive selection of online tools, documentation, and downloads.

For the latest drivers/software, please visit www.startech.com/downloads

Warranty Information

This product is backed by a lifetime warranty.

StarTech.com warrants its products against defects in materials and workmanship for the periods noted, following the initial date of purchase. During this period, the products may be returned for repair, or replacement with equivalent products at our discretion. The warranty covers parts and labor costs only. StarTech.com does not warrant its products from defects or damages arising from misuse, abuse, alteration, or normal wear and tear.

Limitation of Liability

In no event shall the liability of StarTech.com Ltd. and StarTech.com USA LLP (or their officers, directors, employees or agents) for any damages (whether direct or indirect, special, punitive, incidental, consequential, or otherwise), loss of profits, loss of business, or any pecuniary loss, arising out of or related to the use of the product exceed the actual price paid for the product. Some states do not allow the exclusion or limitation of incidental or consequential damages. If such laws apply, the limitations or exclusions contained in this statement may not apply to you.